

.100"(2.54mm) pitch Box Header

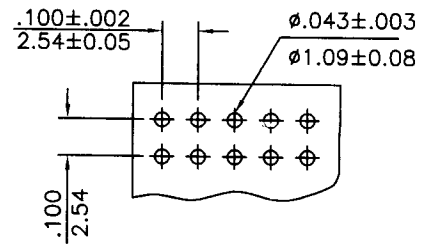


CW2545 Series

- * Poles:6-64
- * Material:Insulator:PBT UL94V-0, BLACK
- * Contact:0.64mm(.025") square pin,brass,gold plated
- * Mates with CI2540 or CH330A series housing

Specifications

- * Current rating: 3A AC, DC
- * Voltage rating: 250V AC, DC
- * Temperature range: -25°C~+85°C
- * Insulation resistance: 1,000MΩ min.
- * Withstand voltage: 1,000 AC/minute
- * Applicable PC board thickness: .063" (1.6mm)



P.C. Board Layout

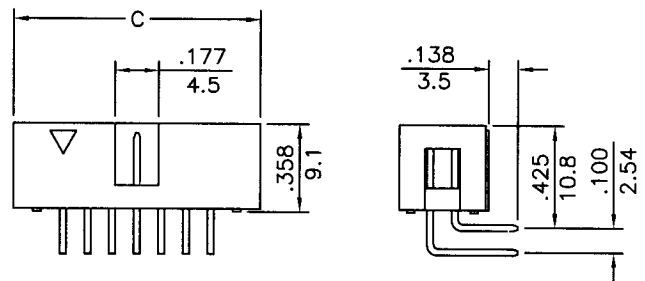
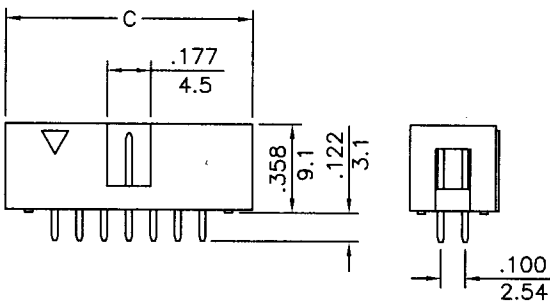
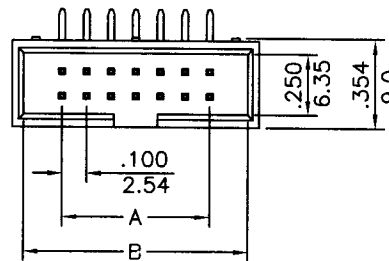
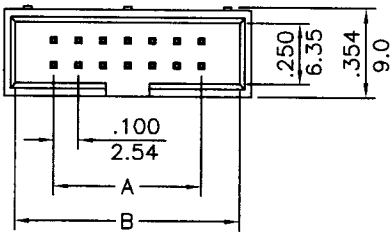
P/N: CW2545S-2xXX

Straight Angle

P/N: CW2545R-2xXX

Right Angle

inches
mm



CIRCUITS	PART NO.	DIMENSION in.(mm)		
		A	B	C
6	CW2545X-2X3	0.200(5.08)	0.513(13.02)	0.601(15.26)
8	CW2545X-2X4	0.300(7.62)	0.613(15.56)	0.701(17.80)
10	CW2545X-2X5	0.400(10.16)	0.713(18.10)	0.801(20.34)
12	CW2545X-2X6	0.500(12.70)	0.813(20.64)	0.903(22.94)
14	CW2545X-2X7	0.600(15.24)	0.913(23.18)	1.003(25.48)
16	CW2545X-2X8	0.700(17.78)	1.013(25.72)	1.098(27.90)
20	CW2545X-2X10	0.900(22.86)	1.213(30.80)	1.303(33.10)
24	CW2545X-2X12	1.100(27.94)	1.413(35.88)	1.499(38.08)
26	CW2545X-2X13	1.200(30.48)	1.513(38.42)	1.602(40.68)
30	CW2545X-2X15	1.400(35.56)	1.713(43.50)	1.799(45.70)
34	CW2545X-2X17	1.600(40.64)	1.913(48.58)	2.000(50.80)
40	CW2545X-2X20	1.900(48.26)	2.213(56.20)	2.302(58.46)
50	CW2545X-2X25	2.400(60.96)	2.713(68.90)	2.799(71.10)
60	CW2545X-2X30	2.900(73.66)	3.213(81.60)	3.299(83.80)
64	CW2545X-2X32	3.100(78.74)	3.413(86.68)	3.501(89.10)